

... From development to
implementation



Production of materials testing equipment and automation

Electromechanical testing machines
series **LabTest E.3** up to 600 kN



Made in Czech Republic

Labor Tech

Production of materials testing
equipment and automation

Electromechanical
testing machines
LabTest 6.500 - 6.600

... From development to
implementation

Basic description

Electromechanical testing machines of series E. 3 in double-column stand design up to 600kN are universal static testing systems suitable for both research and development as well as common quality control in laboratories and factories. Combined with an extensive range of accessories, it is safe and efficient to test the materials and entire products on the machine in tension, pressure, bending, shear and torsion, be it for plastics, metals, composites, paper, polyurethanes, etc.



Main advantages and functions

- Ball screws with preload, massive crossbar, accurate drive and especially the side linear guide contribute to better utilization of power, almost no deformation of the frame, ideal energy absorption and implementation of optional off-axial loading of the specimen.
- The key strength of the E.3 series is the robustness, rigidity, durability and mechanical resistance of the test frame to vibration and mechanical damage. These properties make it possible to test high strength materials such as aerospace composites, metal alloys, advanced composites, automotive structures and crystalline polymers.
- Easy access to the test area is very important for the operator. Our machines are at a very high ergonomic level with easy handling of metal specimens, fasteners or composite materials.
- High machine operator comfort. The device can be tailored to the customer's specific requirements, for example by extending the test frame, creating the upper and lower working space, multiple workspaces side by side, using one load cell for 2 workspaces, higher speeds etc.

- The non-belt, low-noise, high-resolution AC servo drive, quiet and precise, provides precise machine control in power and positioning loops. These drives excel at high return speeds that are significantly above the nominal testing speeds.
- Option of the electromechanical machine control including control of clamping grips and extensometers via the remote control RMCi 7.
- By using peripheral ITEM profiles, we fulfil the idea of a modular machine arrangement with the possibility of adding any LABORTECH accessories, including extensometers, temperature chambers, probes, fixtures, protective safety covers, hydraulic power units etc.

Measuring and control machine electronics

New fast, accurate and reliable EDCi measuring and control electronics with variable sampling system up to 10kHz, 64 bit internal accuracy, 32 bit measurement and 24 bit resolution ADCs. Modular system with the possibility of extending the measurement up to 16 sensors. SAFETY with new safety features according to ENB ISO 13850-SIL 1 / PL.

1kHz



5kHz



10kHz



Force measuring system

- The E-series load cells are ideal for tensile, compression, bending and cyclic tests. They are characterized by high resistance to lateral forces, bending moments and high overload resistance. Accuracy class according to EN ISO 7500-1, ASTM E4 is commonplace. Each sensor is equipped with an SGS connector with an integrated EEPROM to which the calibration constant and linearization can be configured.
- The accuracy class of the load cells supplied by us is 0,5 or 1.
- The load cell type is always chosen according to the type of the testing and test fixtures used.

Basic features of Test & Motion ® software

- Intelligent software designed for tensile and compression testing
- Unlimited number of test methods depending on EN, ISO, ASTM, GOST standard or customer method
- A modular system of libraries designed for standardized tests – selection for activation
- Evaluation of optional parameters: maximum force, strength, elongation, elongation, tension of 5 different reference points.
- Real-time graph, individual processing after test
- Bulk Charts, zoom, serial testing



- Statistical evaluation
- Graphical editor of protocol design
- Any setting of windows and appearance of the environment, anchoring
- Data export to ASCII, EXCEL, WORD, Eclipse, Diadem, Q-DAS,
- 9 language mutations (Cz, En, Ge, Fr, Pol, It, Sp, Ru, Du)
- Unlimited license
- Installation on any computer without a license, FREE DEMO
- Compatibility with every EDC or EDCi system from LABORTECH

Safety and service life requirements

- LABORTECH machines, based on their design and construction, comply with all of the above EC Machinery and Equipment Directives.
- The customer always receives an EC declaration of conformity.
- Only state-of-the-art safety technology and proven industrial components operating in accordance with the new ENB ISO 13850-SIL 1 / PL safety features are used.
- Spare parts are available 10 years after the end of the machine type production.

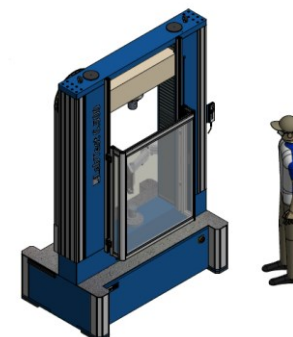
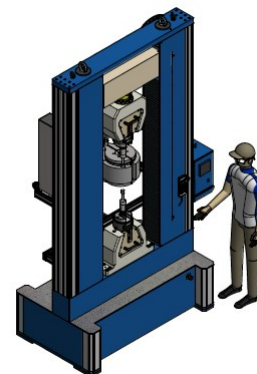

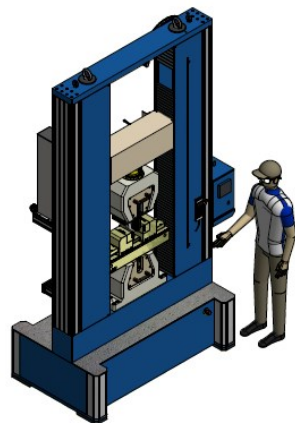
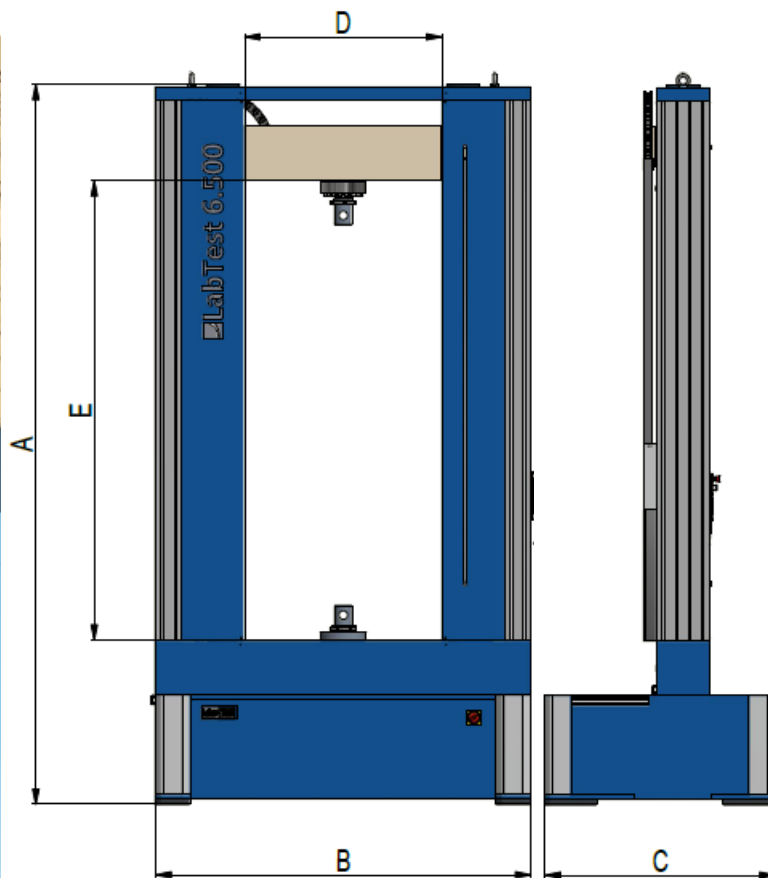
... From development to implementation



Production of materials testing equipment and automation

Electromechanical testing machines LabTest 6.500 - 6.600

... From development to implementation



Technical data	Units	6.500.1.00	6.500.1.10	6.500.1.20	6.600.1.00	6.600.1.10	6.600.1.20
Nominal load tension/pressure	kN	500			600		
Number of columns		2					
Number of ball screws		2					
Number of linear guides		2+2					
Minimal testing speed	mm/min	0,0001			0,0001		
Maximal testing speed	mm/min	445			425		
Machine drive resolution	µm	0,0033			0,0033		
Repeatability of the crossbar position	µm	±2			±2		
Weight ¹	kg	2850	3260	3670	2870	3280	3690
Dimensions							
Machine height (A)	mm	2690	3290	3890	2690	3290	3890
Machine width (B)	mm	1713			1713		
Machine depth (C)	mm	1050			1050		
Width of workspace (D)	mm	900					
Height of workspace(E)	mm	1500	2100	2660	1500	2100	2660
Environmental conditions							
Work environment temperature	°C	from 10 to 35					
Storage temperature	°C	from -35 to 55					
Humidity range	%	< 90					
Noise level ²	dB	< 65					
Electrical connection							
Supply voltage	V	3Ph/N/PE/400/50-60Hz					
Fuse	A	16					
Power rating (without accessories)	kVA	5,9			6,1		

¹ The machine weight is without testing fixtures and load cell. ² Machine noise is measured 1 m from the test machine.

